

# A Photographer's Paradise

## NAD - Lembeh Resort, North Sulawesi Indonesia



Only  
**\$1640**  
per person

## Midwest Aquatics' Fall Dive Trip October 2 - 9, 2021

Calling all photographers. Venture out with Midwest Aquatics on a unique and spectacular dive vacation. This will be a photographer's dream dive trip.

NAD-Lembeh Resort is a small, owner-operated family run dive resort, situated in a private bay on Lembeh Island and away from the hustle and bustle of the mainland. The drive from the airport in Manado takes around 90 min. by car and boat to reach the resort.

NAD-Lembeh Resort features 10 Beachfront Rooms and 5 Seaview Bungalows with an extra day room / office attached. All our rooms offer ocean view, air-conditioning, hot water, wifi, including full board. The resort has very few steps, so getting from your room to the restaurant, camera room, bar and floating jetty is extremely convenient.

Diving the Lembeh Strait is something that all divers should try at least. If you are an underwater photographer, the Lembeh Strait should be on your "must visit list". Likely multiple times!

Divers visiting Lembeh are likely to see a vast list of must-see critters. Frogfish, Rhinopias, a huge array of Nudibranchs and Octopus, the Blue-Ringed Octopus and Mimic Octopus, being a highlight.

**Dive Package Includes:** 7 nights Beachfront accommodations, taxes, round-trip airport transfers, all meals, 17 tank boat dives plus 1 night dive, snacks, water, coffee plus Free Nitrox & WiFi.

**Not included:** International airfare (rates to be determined), Gratuities, gear rentals, massage treatments, specialty dive trips and personal expenses.



Contact Darin @ Midwest Aquatics today  
for more information

**913-402-0403**

[info@midwestaquatics.com](mailto:info@midwestaquatics.com)

[www.midwestaquatics.com](http://www.midwestaquatics.com)

A minimum of \$400 is non-refundable and any other refund is dependent on being able to sell your space. Balance due Jun 25 2021. Trip insurance (both diving accident and trip cancellation) is highly recommended and can be purchased by going to our website and clicking on the link to Dive Assure or purchase at MWA.



**NAD Lembeh Resort**      **October 2-9, 2021**  
North Sulawesi, Indonesia



## Price Details

### Land Package and Airfare

#### LAND PACKAGE

Deposit: \$500

Final Payment Due: July 23, 2021

#### Beachfront Rooms

Diver – Dbl Occupancy	\$1640
Non-Diver – Dbl Occupancy	\$ 730
Diver – Single Occupancy	\$1890

#### Seaview Bungalow

Diver - Dbl Occupancy	\$2049
Non-Diver – Dbl Occupancy	\$1025
Diver – Single Occupancy	\$2295

#### Package Includes:

- 7 Night Accommodations (Beachfront or Seaview Room)
- R/T Airport Transfers
- 3 meals a day, snacks, water, coffee, espresso, tea, hot chocolate. Evening dinner on day of arrival and breakfast on day of departure.
- 5 days of 3 tank boat dives, 1 day of 2 tank boat dive (last day), 1 Night Dive –
- 2:1 Guest to Dive Ratio
- Nitrox

Not Included: Gratuities, Incidentals, Night/Mandarin Dive (\$57), Blackwater Night Dive (\$60), photography classes (\$100 per day)

#### AIRFARE

Flights from LAX to Manado – TBD

Flights are not yet available. Will be updated as soon as possible.

### **Additional Dives**

Nitrox	\$120
Additional Night/Mandarin Boat Dive	\$57
North/East Lembeh Day trip (min 4 pax)	\$35
Bangka Island day trip (min 4 pax)	\$35
Blackwater Night Dive	\$70

### **Additional Services**

Laundry per bag	\$10
30 Min massage	\$25
60 Min massage	\$35

### **PHOTO COURSE**

1:1 Photo Class	\$100/day
2:1 Photo Class	\$70/day

#### **CANCELLATION POLICY:**

- 60 days or more before date of arrival: No charge (deposit forfeited)
- 60 days to 30 days prior to arrival: 50% of invoice total to be returned
- Less than 30 days prior to arrival: No refund
- No-Show: No refund
- Flight Cancellation (late arrival): No refund on unused services
- Unused dive from pre-paid package: No refund, non-transferrable



## NAD Lembeh Resort

### Location

NAD-Lembeh Resort is a family run dive resort situated in a private bay on Lembeh Island, away from the hustle and bustle of the mainland. SilkAir operates flights 4 times a week from Singapore (SIN) directly to Manado (MDC). Alternatively, you can fly in via Jakarta (CGK) or Makassar (UPG). Our driver will meet you at the airport in Manado from where it takes around 90 min. by car and boat to reach our resort.



### Resort Amenities

- All-inclusive Meals
- 1 Restaurant
- 1 Bar
- Free WiFi
- Pool and Jacuzzi
- Beach

### Diving Amenities

- Photographer focused Dive Resort
- 2:1 Diveguide ratio
- Fast, spacious dive boats
- Nitrox available
- Trimix available
- Rebreather friendly





## NAD Lembeh Resort Accommodations

NAD-Lembeh Resort features 10 Beachfront Rooms and 5 Seaview Bungalows with an extra day room/ office attached. All rooms offer ocean view, air-conditioning, hot water, WiFi, including all meals and snacks. This resort has a compact layout, so the restaurant, camera room, bar, and floating jetty are only steps away from your room.

### Seaview Bungalows

Stand-alone bungalows offer an impressive view of the bay. They're located in a secluded portion of the resort, a short distance away from the main building. The bungalows are great for couples who want to spend their evenings sitting on a private deck with the best view in the Straits. They also have an additional day room that's suitable as a small office or children's room.



### Beachfront Rooms

There are 10 of these rooms directly by the pool and the beach. Ideal for those who do not like steps or just want to be closer to the communal areas. Twin and double beds are available. Adjacent rooms are perfect for groups traveling together. Spend the evenings on your own little veranda overlooking the gardens, pool, and beach.







## NAD Lembeh Resort Restaurant and Bar

The restaurant comfortably seats up to 40 people, although it never gets that full. Most meals are served buffet style in the open-air restaurant. There are various Asian dishes and also pasta, pizza, burgers, and other items. They're a dive resort, so they don't offer seafood or fish on the menu unless guests request it.



The modern bar is equipped with power sockets, modern projectors, and TVs, making this the perfect space to edit your pictures or watch presentations. Enjoy the beautiful Lembeh Strait sunset while you sip on a cold beer, glass of wine, or tropical cocktail.








## All About Diving and 2:1 Guest to Guide Ratio at NAD Lembeh Resort

WELCOME TO THE MUCK CAPITAL OF THE WORLD



Lembeh Strait is famous all over the world for the peerless macro and muck diving. This region offers face-to-face encounters with weird and wonderful critters. There's also wall diving, technical diving, big fish dives, and most importantly – a lot of muck and sand. The black sand bays and coral outcrops hold an astounding amount of marine life. Add the Lembeh Strait to your "must-visit" list, especially if you're an underwater photographer.





## DIVE SITES

There are about 90 dive sites around Lembeh Strait. Most of them are a 5 to 20 minute boat ride away from the resort.

Diving in Lembeh has much more to offer than just pure muck diving and hunting for tiny little critters.

Depending on the weather you can always arrange for a trip to the North or East of Lembeh, where you will enjoy walls and pinnacles covered in corals with many schools of fish.





## WHAT WILL YOU SEE AROUND LEMBEH STRAIT?

Divers visiting Lembeh are likely to see a vast list of must-see critters. Just to name a few....

- Hairy Frogfish
- Wonderpus
- Blue-Ringed Octopus
- Pygmy Seahorses
- Rhinopias
- Nudibranchs









## DIVING

### Dive Seasons –

Diving is possible all year round. Oct-March is the warmest, with water temperatures around 82 degrees Fahrenheit. July and August water temperatures are at their lowest, about 77 to 78 degrees Fahrenheit.

Best visibility is October through December and the lowest visibility is January and February, when the water is the warmest and it is rainy season.

### Average Visibility –

Visibility varies between dive sites and can be unpredictable, usually fluctuating in the range of 16-65 feet). Visibility is higher at the more open-water northern sites, about 33-50 feet.

Important to note: most muck diving is very “up-close and personal,” so even at minimum visibility you will still have an amazing dive and underwater photography experience.

## DIVE STAFF

The dive team is spectacular, with 15 full-time dive guides who collectively have over 100 years of experience diving in Lembeh. They guarantee a 2:1 guest to guide ratio which is unique in Lembeh, if not the world! You'll have a private dive experience and lots of time for everyone to take pictures.



## EFR TRAINING

All boat men and dive guides at NAD Lembeh are trained in First Aid. They are refreshed once a year as standard. They use SSI for training materials and have two Resuscitation Dolls on site.

## DIVE BOATS

NAD Lembeh has 4 large, purpose-built dive boats. They're each around 15m long and offer plenty of space and comfort for the divers.

On the boat they have numbered towels, water, tea, coffee (just ask for a cool box if you want cold soft drinks), snacks, first aid kit, GPS, camera



rinse tanks, emergency oxygen and a toilet. And two of the best crew you can find! Their boats are NON-SMOKING on the inside. Smokers must sit on the roof so please bring sunscreen if you plan on smoking. They do not anchor on dive sites, and they do not carry anchors on their boats as standard.

Their floating jetty allows guests dignified and quick boat entries – all dive boats can be moored simultaneously, so there is no wading through the shallows to get on the boat for the dive!



## HOUSE REEF

The house reef occupies a large area of bay around the resort. They do not claim the house reef to be one of the best dives in Lembeh, but it's great for shooting behavior shots of critters in shallow water and without current. The occasional Octopus and Frogfish can be found there. Under the jetty there are also sea fans, schools of fish, and predators looking for a meal.



## NIGHT & MANDARIN DIVE

Exploring the Strait at night offers a different dimension to the Lembeh experience. Join a night dive to see predatory behavior, a myriad of crustaceans and even fluorescent corals.

Mandarin Fish are one of the most beautiful fish in the ocean and you can watch their mating ritual at around dusk time. They keep their Mandarin Dive groups small so mention in your booking if you want to take part.





## BLACK WATER NIGHT DIVE WEEK

Black Water Night Dives are all about looking for the small and obscure. We do various types of Black Water dives in various areas of the Strait depending on the weather and currents.

Most dives you will be on or around a sandy reef, seeing what our lights attract during the dive, sometimes we may choose to use a hangline in deep water with the lights and see what we can find.

“Black Water Night Dive Weeks” will follow the similar format as our old “Night Safaris” in 2009 – 2012, where we do more night dives than day dives. Expect to be tired, have strange meal times and not drink very much alcohol!

**“Occasionally we see nothing, sometimes we see a lot. Rarely we see everything.”**







## DIVING IN LEMBEH – A FEW TIPS

- Black sand/silt is very annoying for photography when it has been stirred up. Try to keep a head down, fins up position when moving around between the critters. Also, if you rest on the sand to shoot a photograph, please use your buoyancy to get yourself back up into the water column (breathing/ inflating BCD a little), rather than kicking.
- Be nice to your buddies! If someone is taking a photo and you want to take a look, by all means go ahead. But don't swim over the top and kick sand onto the subject (it sounds silly but you'd be surprised how often it happens!)
- Photographic etiquette also includes sharing the critters found by your guides. If you think you want to spend a long time with a subject, maybe take a few snaps so you have a record of the critter. Then let everyone else take some pictures, and return to finish off your set. This can be difficult if the animal is at depth! Feel free to discuss your requirements with the management or your guide in order to get the best experience you can.
- A grey area – what if you found the critter and not your guide? Finder's keepers? We'll leave that one for you to discuss on the boat with your fellow divers!
- There have been occasions when guides from another boat have been a bit naughty. They encouraged a diver to leave his current critter and catch up with the rest of his group. We do not believe in this practice and encourage you to hold your ground until you are finished (without hogging of course!). If you are reading this and are thinking "Hey, a guide from NAD did that to me!", then please contact them.
- Non-photographers like to see things too! Please give non-photographers some time with the critters before taking photos. They have a short attention span and swim off to the next critter quite quickly. Non-photographers are the strangest critters in Lembeh, they just swim around and enjoy watching the fish...
- Lembeh has some beautiful coral formations and algae/marine plants. Please encourage your guides to behave responsibly round them. Also mind your fins when in these areas. Even boring algae serves a purpose on the top of the sand; it's a place for newly settled frogfish to hide!
- DO NOT use gloves! This is a company rule at NAD. Divers wearing gloves are a lot less careful about touching – whether it's the sand, corals or even critters. Remember that Scorpionfish and other venomous marine life can even sting through the glove! Gloves off, no touching at all.
- Diving and underwater photography is a really great way to meet new friends. The points above are not rules, just recommendations to help you get the best out of your holiday, both socially and photographically.








## NAD Lembeh Resort PHOTO CENTER

NAD Lembeh Resorts wants to help you take your underwater photography to the next level.

They offer 1:1 photo classes and all of their guides are proficient with photography.

They shoot video up to 8K with Nikon/Canon SLR and mirrorless setups. They are also the go-to location for natural history filming in the straits.



### PHOTOGRAPHIC ETIQUETTE

Photographic etiquette is also an important thing on muck dives. First timers are often so over-whelmed that they end up taking 200 photos on a single dive.

A better way would be to take less photos, but better quality ones. During your stay and if you feel you are 'machine gunning' the critters with your flash, please feel free to ask some of the staff/management for advice on how to get some better shots. Excessive flashing has not been proven to kill critters, but it certainly cannot do them any good.

With up to 9 boats a day hitting some of the Lembeh dive sites, the fish surely get a headache! Remember: Stop, Look, Think, Shoot! No one needs 10+ photos of the same frogfish in the same position using the same settings





## NAD Lembeh Resort

### CAMERA ROOM

Newly renovated, this huge camera room offers one work space for each and every guest. Purposely built for underwater photographers each station comes with LED lights, rubber mat, camera towel, and 4 international/8 European power sockets including USB ports. Charging all your gadgets at the same time has never been easier.

Their gift shop has basic tools and spare parts- diopters, float arms and torches- in case you have lost something or forgotten it at home, or in case of minor camera problems.

Several rental cameras and strobes are available onsite.



For those who like to spend a bit more time checking settings, preparing their cameras or reviewing photos, the benches and chairs are the perfect spot to “work” even if you’re on holidays. You will also find basic tools, a drying cabinet, tv, computer, and fish ID books in the camera room.

Huge rinse tanks can be found in front of the camera room so that your toys can be cleaned straight after coming back from diving, and there is also an air gun. They've created the perfect environment for you to work on your pictures and take home some great shots from your Lembeh dive trip!

**DIVE WITH THE BEST. THEY LIVE AND BREATHE DIVING.**



# Indonesia

## Travel Information

**Full country name:** Republic of Indonesia

**Area:** 1,904,000 sq km, comprising 13,466 large and small tropical islands

**Population:** 216 million (growth rate 1.5%) from more than 200 ethnic groups

**Capital city:** Jakarta (pop 9.3 million)

**Language:** Bahasa Indonesia (plus 583 dialects), English

**U.S. Embassy:** To contact the American Citizen Services Section to report an emergency - death or arrest of an U.S. citizen - please call the following numbers: +62-21 3435-9055/9048/9223 – during working hours – 7:30 am to 4:00 pm, Monday to Friday, except on Indonesian/U.S. holidays,

+62-21 3435-9000, select 0 to speak with the operator – after normal working hours

These telephone numbers are for emergencies related to American Citizens only.

The U.S. Embassy is located at: 5 Jalan Medan Merdeka Selatan, Jakarta 10110 INDONESIA

**Passports:** In order to enter Indonesia, the validity of your passport must run for at least six months beyond your date of entry into Indonesia, and you must have at least two empty pages in your passport, totally clear for stamps or stickers. As of June 2015, Visas for Americans are no longer required for entry into Indonesia for up to 30 days. Longer than 30 days requires the need to purchase a visa through the visa waiver process.



**Credit Cards:** Notify your credit card company that you'll be traveling. NAD Lembah Resort accepts Visa and Mastercard credit cards. Be sure to have cash on hand too as there aren't many ATM's. Please note that there is a service fee between 3-5% for using your credit card.



**Currency:** The currency is the Rupiah. All US dollars brought to Indonesia need to be in pristine condition (not wrinkled or torn) and produced in 2000 or later. Higher denomination US Dollar bank notes will enjoy a better exchange rate when compared to smaller denomination dollar bills. If you are carrying US Dollar in cash, it is best to ensure recent issue unmarked, unfolded 50s and 100s.

ATM machines are the best way for taking money (exchange rate wise) as these will use the exchange rate at your home bank, and this will favor your home currency. However, machines there are limited in the number of notes they can dispense at one time, and this can mean that you have to insert your card repeatedly to withdraw a worthwhile amount of cash. With most currencies, the machines there dispense the equivalent of 5 dollar bills or 10 dollar bills! Depending on how your bank charges you for use of ATMs overseas, you could end up paying large bank charges to withdraw fairly insignificant sums of money, thus negating the benefit of the higher exchange rate.

There are ATM machines throughout the airport, as well as a number of money changers. Money changers at either the airport or your hotel in Bali are unlikely to offer the very best exchange rates, but the difference will only be minor, and the convenience quite possibly negates any loss.



Authorized Money Changers (displaying signs) in specialist money changing shops and kiosks are the best way to change cash to save time and get a good rate.

US dollars will be accepted by many in a pinch, but are typically used as an investment and for (very) large purchases, not buying a bowl of noodles on the street. Unlike some other South East Asian countries, you will do the vast majority of your spending in local currency and hence should carry a good supply of Rupiah.



**Departure Tax:** International & domestic Airport Departure Tax: to be paid in local currency (cash) at the airport after check-in.

**Drugs:** Visitors are greeted with cheery "DEATH TO DRUG TRAFFICKERS" signs at airports and recent cases have seen long jail terms for simple possession.

**Electricity:** 220V AC 50 cycles is most common, however smaller hotels and rural areas tend to use 110V. It's best to double check before plugging anything in. A flashlight is a useful item to have as power cuts do occur. Plugs are two round pin.




**Etiquette/Dress Code:** Dress is informal in Indonesia but try to wear unrevealing clothes at all times as a mark of respect to the country's predominantly Muslim values. Beach attire is tolerated around the resort areas but outside these regions bearing flesh is considered immodest.

Visitors to temples are expected to wear a sash (you can normally rent these if you don't have one) and women should make sure that their arms and head are covered before entering.

Public displays of affection are frowned upon and it is considered impolite to point. Avoid patting children on the head and do not use your left hand when giving or receiving. As with most Asian countries, it is best to try not to lose your temper. Confrontation is not appreciated and will only worsen rather than resolve any situation.

#### Flying through one of these cities?

- Atlanta
- Chicago
- Minneapolis
- Newark
- Houston Hobby
- WA Dulles
- San Diego
- San Jose
- Phoenix
- Boston
- Dallas
- Houston
- Tampa
- Miami
- New York
- Orlando
- Baltimore
- Sacramento
- Denver
- Seattle
- Los Angeles
- Raleigh Durham
- San Francisco



Here is a **helpful hint for quicker air travel if you do not already have Global Entry**: if you have a smart phone, download the app called **Mobile Passport** prior to your trip. The app allows you to upload passport and travel doc information that will help you breeze through customs upon your return to the US. Cheers to no more long lines!

**Health:** Reasonable medical facilities are available in major towns but once outside these areas, medical services tend to be very poor. Make sure that you have adequate health insurance that covers evacuation and consider inoculations against Typhoid, Tetanus/Diphtheria, Hepatitis, and a current Polio protection. There is a risk of malaria in many parts of Indonesia and it is recommended that you take advice regarding anti-malarials. It is always best to check the current situation and any vaccination requirements with your doctor when planning your trip. For more information contact CDC <http://www.cdc.gov/travel> .

**Hyperbaric Chamber:** at the Malayang Hospital close to Manado (chamber for 3 to 4 persons)  
Phone: 0811430913. There is also a recompression chamber on Bali at the Sanglah Hospital.

**Language:** Bahasa Indonesian is the official language, however numerous local languages are spoken throughout the islands, which vary according to different dialects. English is widely understood in tourist areas and to a very limited extent in rural areas.

**Reef Safe Sunscreen:** We highly recommend using sunscreen that is "coral safe. Research has shown that some sunscreen ingredients, such as oxybenzone, octinoxate, octocrylene, 4MBC, or butylparaben, are not safe for corals and can cause DNA damage to corals, promote viruses in corals, and contribute to the bleaching of corals. Please help protect our reefs and use a sunscreen that is "coral safe".

**Special Occasion:** Please let us know, prior to traveling, if you are celebrating an anniversary, birthday, honeymoon, or even a 100<sup>th</sup> dive! We would like to make your day special.

**Tipping:** Tipping is not a normal practice in Indonesia but is often expected for special service. Someone who carries your bag or guides you around a tourist attraction will expect a tip. Jakarta taxi drivers expect you to round the fare up to the next 1,000 Rp. A Government Tax of 11% is added to bills and many restaurants and larger hotels also add a 10% service charge. Additional tipping is optional and 5-10% of the bill is acceptable. Tip porters at your hotel or the airport around Rp 2,000 per bag.



**Water:** Tap water is not safe to drink and ice cubes should be avoided. Bottled water is widely available.

**Weather:** Air temperatures are in the low 80s most of the year. From May to October, they can drop to the mid 70s. The best conditions occur from March to December when the air is cooler and drier than January and February.

**What's APP:** There are still ways to stay connected to your loved ones back home while abroad. Download the free and functional What's APP on your smart phone and ask them to do the same. This is the inexpensive way to communicate while in Indonesia. Don't forget to set up an account and test out a connection with each other before leaving. Please note that a Wi-Fi connection is needed to operate the app. When you connect to Wi-Fi, you can send live texts. At times you can do a voice call, but it may not have a completely clear connection because of the location.



*The above information is provided as an accommodation to our clients and reflects general guidelines for the destination. Midwest Aquatics Swim and Scuba assumes no responsibility or liability for errors, omissions, and or changes to the above information and recommends that prior to departure, the client conduct an independent investigation concerning the destination or airline.*

Midwest Aquatics Swim and Scuba  
7565 W. 160<sup>th</sup> Street  
Overland Park, KS 66085  
(913) 402-0403

[info@midwestaquatics.com](mailto:info@midwestaquatics.com) / [www.midwestaquatics.com](http://www.midwestaquatics.com)





## Diver's Checklist

### VERY IMPORTANT

- |  |  |
|--|--|
| <input type="checkbox"/> Passport                  | <input type="checkbox"/> Airline Tickets & Travel Vouchers |
| <input type="checkbox"/> Certification Card        | <input type="checkbox"/> DAN or DiveAssure Insurance       |
| <input type="checkbox"/> Nitrox Certification Card | <input type="checkbox"/> Travel Insurance                  |
| <input type="checkbox"/> Log Book                  | <input type="checkbox"/> Money / Credit Card               |

### DIVING EQUIPMENT

- Regulator
- Dive Computer
- Dive Watch
- Depth Gauge/Pressure Gauge
- Buoyancy Compensator
- Wetsuit or Lycra
- Boots
- Fins
- Mask & Snorkel
- Fins
- Dive Knife
- Mesh Bag
- Dive Light (w/batteries) & Back-up Light
- Tank Light (for night dives)
- Safety Sausage/Signal Mirror/Whistle

### JUST IN CASE

- Batteries
- O-Rings
- Extra Fin Straps
- Extra Mask Strap
- Extra Mouthpiece
- High/Low Pressure Hose
- Tool Kit
- Silicone Grease
- Zip Ties
- Computer Battery
- Dive Tables
- Defog
- Wetsuit Cement
- Seasick Medication
- First Aid Kit

### PHOTOGRAPHY EQUIPMENT

- Camera & Housing
- Strobes
- Strobe Arms & Sync Cords
- Spare O-Rings & O-Ring Lube
- Lenses
- Filters
- Cleaning wipes & brushes
- Rechargeable Batteries & Charger
- Memory Cards

### DON'T FORGET

- Insect Repellent
- Sunscreen/Sunblock
- Sunglasses
- Hat or Visor
- Swimsuits
- Beach Towel
- Comfortable Shoes
- Plastic Bag (for Wet Gear)
- Your Sense of Humor

A Few Words to the Wise: When possible, pack your computer, regulator, mask, swimsuit, change of clothes and toiletries in your carry-on luggage. Having these few items with you will make an unexpected luggage delay far more bearable! And don't forget to MARK YOUR EQUIPMENT.

**PROPOSAL DOWNLOAD RECEIPT**

---

**DOWNLOADED: 06-11-2020**

**PROPOSAL ID: 403601**